



# Product Change Notification

## 106791 - 01

Information in this document is provided in connection with Intel products. No license, express or implied, by estoppel or otherwise, to any intellectual property rights is granted by this document. Except as provided in Intel's Terms and Conditions of Sale for such products, Intel assumes no liability whatsoever, and Intel disclaims any express or implied warranty, relating to sale and/or use of Intel products including liability or warranties relating to fitness for a particular purpose, merchantability, or infringement of any patent, copyright or other intellectual property right. Intel products are not intended for use in medical, life saving, or life sustaining applications. Intel may make changes to specifications and product descriptions at any time, without notice.

Should you have any issues with the timeline or content of this change, please contact the Intel Representative(s) for your geographic location listed below. No response from customers will be deemed as acceptance of the change and the change will be implemented pursuant to the key milestones set forth in this attached PCN.

**Americas Contact:** [asmo.pcn@intel.com](mailto:asmo.pcn@intel.com)

**Asia Pacific Contact:** [apacgccb@intel.com](mailto:apacgccb@intel.com)

**Europe Email:** [eccb@intel.com](mailto:eccb@intel.com)

**Japan Email:** [jcb.ijkk@intel.com](mailto:jcb.ijkk@intel.com)

Copyright © Intel Corporation 2006. Other names and brands may be claimed as the property of others.

Celeron, Centrino, Intel, the Intel logo, Intel Core, Intel NetBurst, Intel NetMerge, Intel NetStructure, Intel SingleDriver, Intel SpeedStep, Intel StrataFlash, Intel Viiv, Intel XScale, Itanium, MMX, Paragon, PDCharm, Pentium, and Xeon are trademarks or registered trademarks of Intel Corporation or its subsidiaries in the United States and other countries.

Learn how to use Intel Trade Marks and Brands correctly at <http://www.intel.com/intel/legal/tmusage2.htm>.



# Product Change Notification

**Change Notification #:** 106791 - 01  
**Change Title:** MPFAN0001 Fan Tray Spare, PCN 106791-01, Product Design, Update Spare Part and Manufacturing Site,  
**Reason for Revision:** Updating TA# of Spare Part Assembly  
**Date of Publication:** November 8, 2006

## Key Characteristics of the Change:

Product Design

## Forecasted Key Milestones:

<b>Date Customer Must be Ready to Receive Post-Conversion Material:</b>	Oct 16, 2006
---	--------------

## Description of Change to the Customer:

### Reason for Revision: Updating TA# of Spare Part Assembly

1.) Update to MPFAN0001 spare to reflect/incorporate the changes to the spare as described in the MPCHC0001 Chassis PCNs, this reflects the change of the Assembly Number of the actual Fan Tray part as labeled on the label attached to the sheet metal:

- PCN105089 as shown in Table 1, from C14224-014 (or C14424-015) to C94944-004.
- PCN106303 as shown in Table 2, from C94944-004 to C94944-005.
- PCN106322 as shown in Table 3, from C94944-005 to C94944-006.
- PCN106631 as shown in Table 4, from C94944-006 to C94944-007.


These combined changes reflect the change from the TA# of the current Fan Tray assembly in the Spare Part, C14224-014 (or C14424-015) to the TA# of the new Fan Tray Assembly in the Spare Part C94944-007. The tables are further explanation of the specific changes, as they appeared in the referenced PCNs.

2.) Manufacturing site transfers from the United States to Malaysia.


3.) The TA# for the Boxed Spare Part will change from C59550-05 to D77568-001. This TA# indicates the Spare Part Assembly including the Fan Tray Assembly and its packaging.

**Table 1. Changes from PCN105089**

### Fan Tray



**Current Fan Tray – Note scratches on paint**



**New Fan Tray – Note dimples and chamfer. Added 2 screws on top exhaust bracket. Removed 1 screw (on each side). Note: Side screw is shown in picture but should not be there.**

WAS	IS	DESCRIPTION	REASON FOR CHANGE
C14224-014	<b>C94944-004</b>	Fan Tray Assembly	All Sheet Metal changed to improve cosmetic quality  See below for additional changes to Fan Tray:
C51284-004	C51284-006	Fan Tray Front Overlay	Thicker Adhesive; reduce outside dimension
C51286-002	C51286-003	Fan Tray Rear Overlay	Thicker Adhesive; add radii to corners, reduce width
A95800-403	A95800-502	Fan Tray PBA	Enhancing manufacturability and fit of boards to meet with redesigned chassis sheet metal; reduced hole registration; new LED; adding screws for Positronic connectors  Firmware Update to V1.9
C14346-006	C93426-004	Fan Tray Bottom Panel	Modified to meet new exhaust panel  Improved manufacturability  Remove label targets
C14347-006	C93427-004	Fan Tray Top Panel	Added dimples to resolve black marks  Changed label targets
C34319-003	C93440-004	Fan Tray Rear Exhaust Panel	Add chamfer at rear of assembly to resolve black marks  Improved manufacturability
C14338-006	<b>C93425-004</b> <b>C93425-003 (alt)</b>	Fan Mounting Bracket	Add guide pins holes to improve assembly  <b>Replaced PEM nuts with extruded punched tapped holes</b>  <b>(alt) Alternate part may be used – part has PEM nuts</b>
<b>C13937-005</b>	<b>C13937-007</b>	<b>Fan Tray Fans</b>	<b>Updated fan includes “twisted” wiring of ground/tachometer</b>  <b>All wires bundled heat shrink from each fan</b>  <b>Updating fan model to reduce tachometer noise</b>  Fan orientation will be different

**Table 2. Changes from PCN106303**


**Fan tray insulator**

Description of change:

Adjust length of Insulator between fan tray board and top sheet metal to better fit.

Create another insulator to cover area currently being covered by Kapton tape on the front inside of the fan tray, as shown below.

Fan Tray assembly # will change from C94944-004 to C94944-005.



Old – Kapton Tape




New – Kapton insulator

**Table 3. Changes from PCN106322**

Fan Tray Board Inductor change and base added to improve manufacturing yield, as shown below.

Fan Tray assembly # will change from C94944-005 to C94944-006, Fan PBA from A95800-502 to A95800-503.



**Table 4. PCN106631**

Add alternate fans and additional fan vendors to the Fan Tray. Both existing and new fans may be used in the Fan Tray assembly.

Fan Tray assembly # will change from C94944-006 to C94944-007.

## Customer Impact of Change and Recommended Action:

No action required. Spare update identical to what is currently shipping in the MPCHC0001 chassis.

## Products Affected / Intel Ordering Codes:

Product Code	MM#	Pre Change TA	Post Change TA
MPFAN0001	849001	C595500-005	D77568-001

## Reference Documents / Attachments:

Document:

Location #:

## PCN Revision History:

**Date of Revision:**

**Revision Number:**

**Reason:**

September 21, 2006

00

Originally Published PCN

November 8, 2006

01

Updating TA# of Spare Part  
Assembly